

The Bay Wind Field Inc.

Interim Financial Statements

(Unaudited)

6 Months




**1st January - 31st October Comparison
with the previous year as at 31st December 2013**

2014

Edition: 31 October 2014 revised

rev 2

Revenue Assets Expenses

The Bay Wind Fields Inc		The Bay Wind Fields Inc	
Interim Balance Sheet		Interim Year to Date Income Statement	
31 October 2014	Compared	31 December 2013	1st January - 31st October Comparison
(Unaudited)		(Unaudited)	
			
Assets			
		31 October 2014	31 December 2013
Awaiting Deposit		\$ 0	\$ 0
Cash		\$ 11,808	\$ 55,875
Loans		\$ 175,000	\$ 175,000
Royal Bank GIC		\$ 15,000	\$ 0
Prepays		\$ 1,110	\$ 370
Investments		\$ 859,122	\$ 859,122
Receivables		\$ 315	\$ 1,526
		\$ 0	\$ 0
		\$ 1,062,355	\$ 1,091,894
Liabilities & Share Equity			
		\$ 0	\$ 2,193
Accounts Payable			
Stock Outstanding		\$ 1,687,061	\$ 1,687,061
Deficit		-\$ 597,360	-\$ 578,057
Loss - Year to Date		-\$ 27,346	-\$ 19,303
		\$ 1,062,355	\$ 1,091,894
On behalf of the Board			
			

(*) Includes expenditure from: Admin Expenses; Concentra Charges & Casual Labour.

Statement of Balances
The Bay Wind Field Inc.
Interim Year to Date Comparison with Previous Year at 31st December

Balances as at:	31 October 2014	1st January - 31st October Comparison (Unaudited)		
Investments	Value 2014	Value 2013	Shares 2014	Shares 2013
Renewable Energy Services Ltd	\$486,196	\$486,196	2,677,455	2,677,455
Scotia Wind Fields Inc	\$324,473	\$324,473	864,283	864,283
Scotia Wind Inc [see Note 1 & 3]	\$48,453	\$48,453	1,348,815	1,348,815
Forth Generation Capital Corp Ltd	\$0	\$0	870,000	870,000
[see note 2. below]				
	\$859,122	\$859,122		
Banks	Value 2014	Value 2013		
Royal Bank	\$11,808	\$55,875		
Awaiting Deposit	\$0			
Royal Bank GIC	\$15,000	\$0		
Prepays	\$1,110	\$370		
Receivables	\$315	\$1,526		
	\$0	\$0		
Total	\$28,233	\$57,771		
Loans Receivable				
SWFI/Scotian Wind [See Note 5]	\$175,000	\$175,000		
Lewis Mouldings [See Note 4]	\$0	\$0		
Total	\$175,000	\$175,000		
Capital Stock				
Authorized				
Common shares without par value.	500,000,005			
	Shares 2014	Value 2014	Shares 2013	Value 2013
Issued/Valued [Note 3]	37,802,859		37,802,859	
Common Shares [Note 3]		\$1,687,061		\$1,687,061

Notes:

1. The shares are fully paid [all installments have been paid]
2. On the 31st December 2012 Statement Fourth Generation Shares were reduced to \$0 see Annual Statements
3. Bay Wind applied for 281,377 shares in the latest Scotia Wind Offering but only received 230,192 shares and a refund of \$5,118.50 is a refund awaited.
4. Loan to Lewis Mouldings was repaid in December 2013.
5. Loan to SWFI/Scotian Wind was started on 30th December 2013 @ 12% per annum.

Statement of Cash Flow

The Bay Wind Field Inc.
Statement of Cash Flows
(unaudited)

Interim at :	31 October 2014	31 December 2013
Increase (decrease) in cash and cash equivalents		
Operating		
Net (loss)/gain	(\$27,346)	(\$19,303)
Depreciation/loss on writedown		
	(\$27,346)	(\$19,303)
Change in non-cash operating working capital		
Receivables	\$1,211	\$521
Prepaid expenses	-\$740	\$26
Payables and accruals	-\$2,193	(\$1,042)
	-\$29,068	-\$19,798
Financing		
Issue of capital stock	\$0	\$39,250
	\$0	\$39,250
Investing		
Purchase of investment	-\$15,000	-\$23,020
Proceeds from Loan Account	\$0	\$85,000
Issurance of Loan recevable	\$0	-\$175,000
	-\$15,000	-\$113,020
Net increase (decrease) in cash and cash equivalents	-\$44,068	-\$93,568
Cash and Cash equivilants, beginning of year	\$55,875	\$149,443
Cash Equivilants, end of year	\$11,807	\$55,875